

The new Quinetic DIN Rail adaptor enables the easy installation of a Quinetic Receiving controller inside domestic or industrial electrical switchboards with DIN rail. The adaptor is compatible with standard Quinetic receivers (not including the mini receivers models).

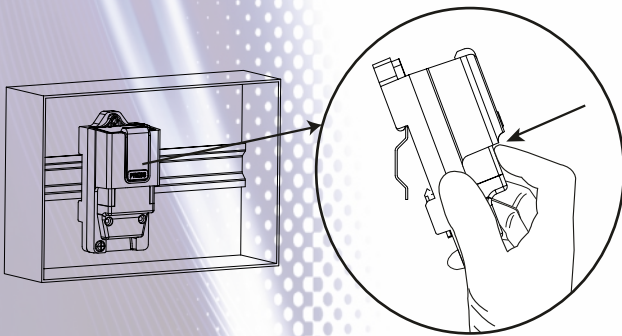
To install the receiver into the adaptor just slide the controller into the adaptor until it clicks into place. Push the "PRESS" button to release the controller. The controller will automatically pop up.



Installation Methods:

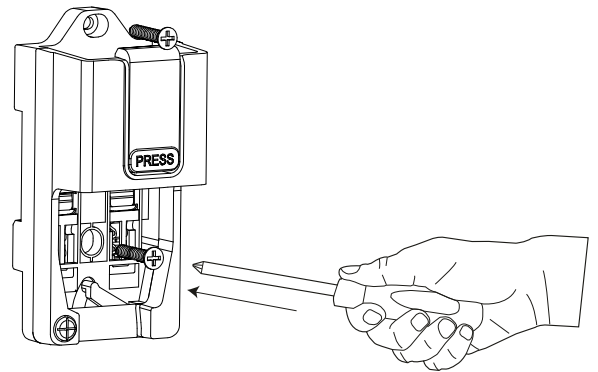
DIN Rail Installation*

Clip the adaptor onto the DIN rail.

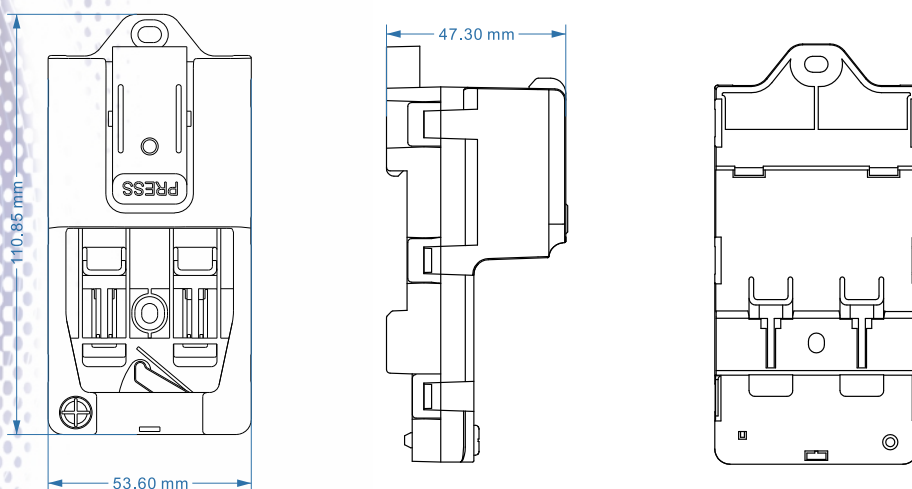


Surface Mounting Installation

Screw the adaptor onto a flat surface.



Dimensions:



* Note: Installing the receiver inside the electric switchboard will not influence the controlling range.